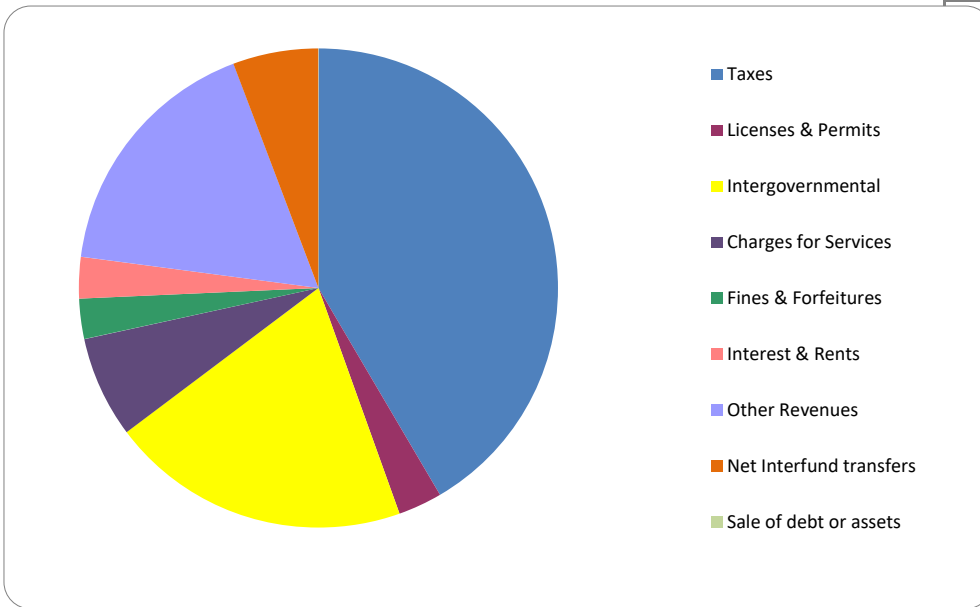


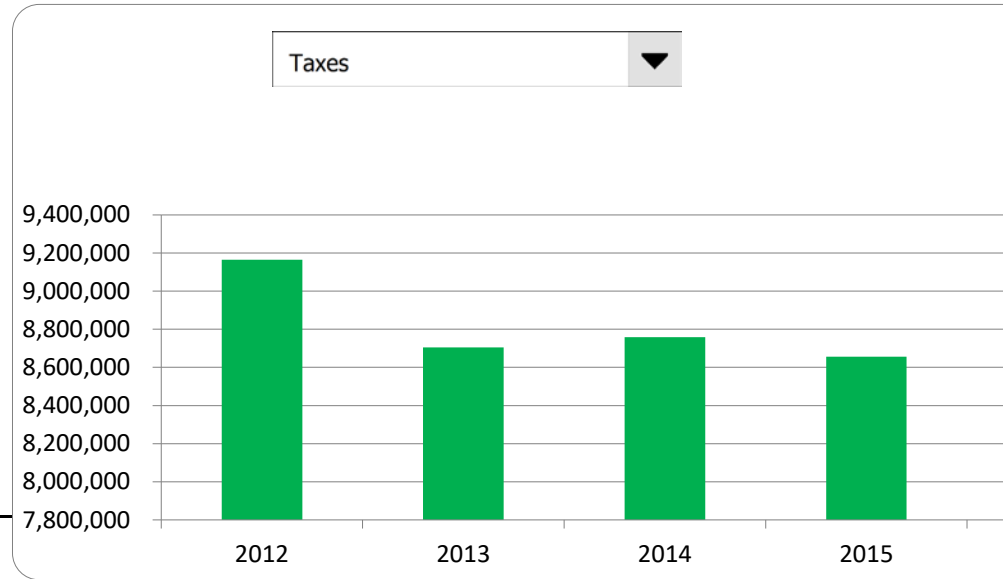
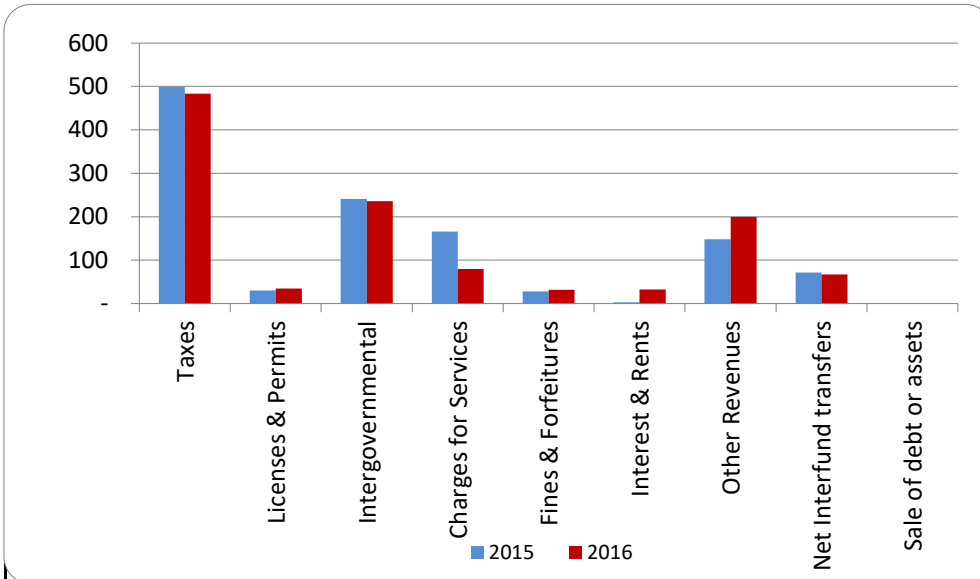
1. Where our money comes from (all governmental funds)



2. Compared to the prior year

	2015	2016	% change
Taxes	\$ 8,655,456	\$ 8,384,761	-3.13%
Licenses & Permits	\$ 522,489	\$ 598,998	14.64%
Intergovernmental	\$ 4,185,099	\$ 4,086,091	-2.37%
Charges for Services	\$ 2,872,512	\$ 1,381,282	-51.91%
Fines & Forfeitures	\$ 487,407	\$ 548,742	12.58%
Interest & Rents	\$ 48,348	\$ 560,907	1060.15%
Other Revenues	\$ 2,568,726	\$ 3,464,866	34.89%
Net Interfund transfers	\$ 1,236,157	\$ 1,162,415	-5.97%
Total Revenues	\$ 20,576,194	\$ 20,188,062	-1.89%

historical trends of individual sources



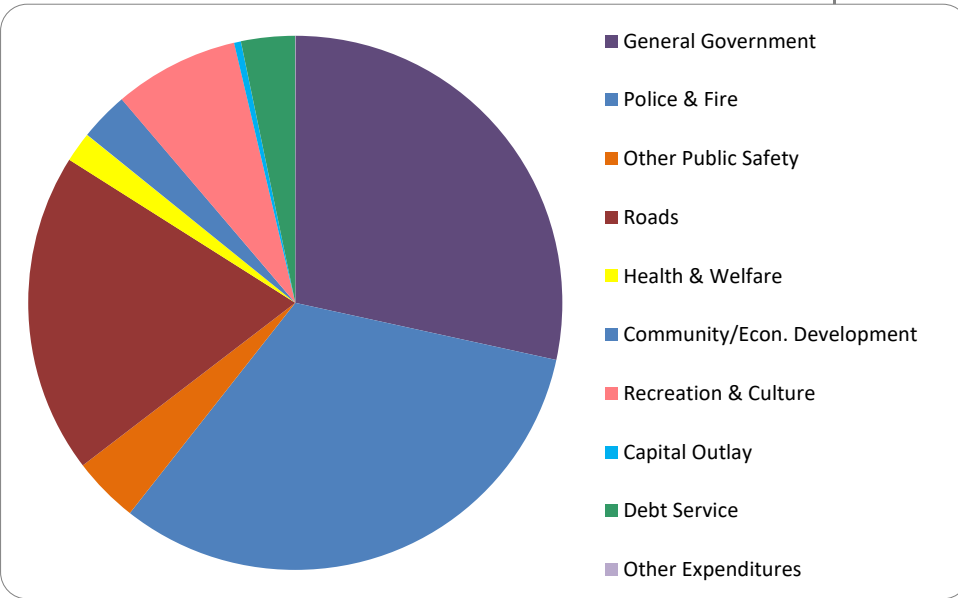
For more information on our unit's finances, contact Finance Department at (734) 722-2000.

CITIZEN'S GUIDE TO LOCAL UNIT FINANCES - City of Wayne (82-2300)

EXPENDITURES

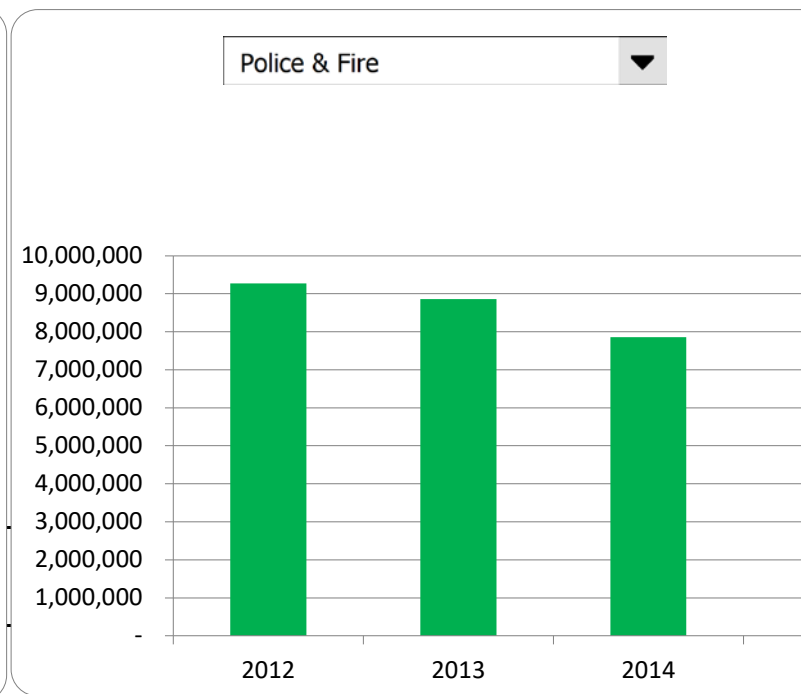
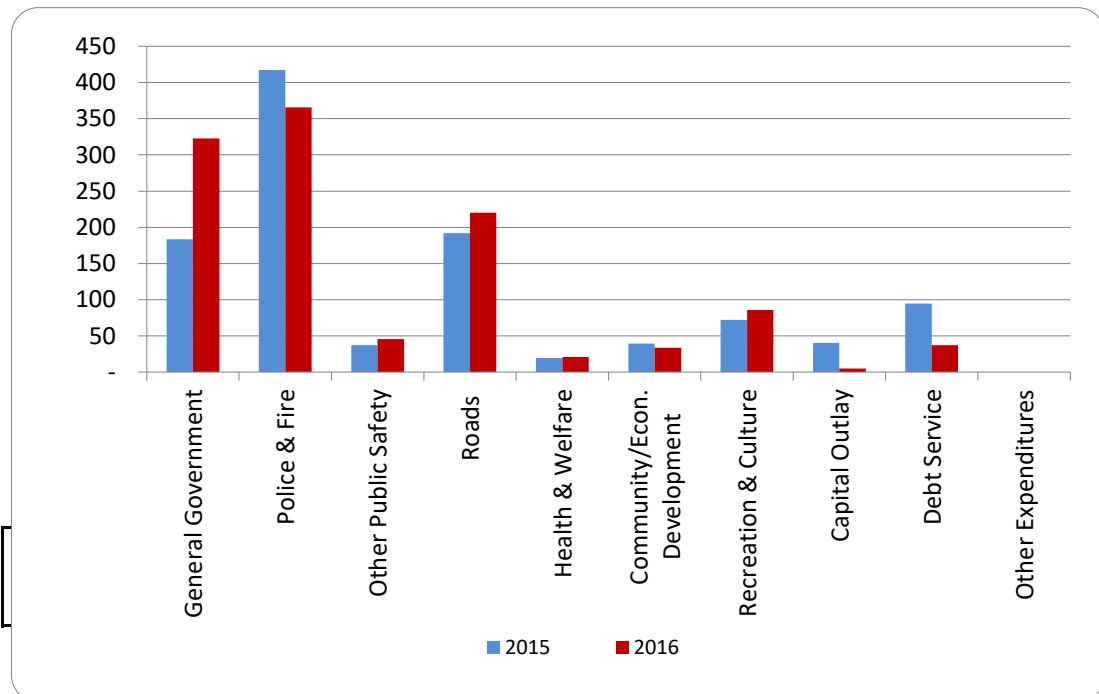
1. Where we spend our money (all governmental funds)

2. Compared to the prior year



	2015	2016	% change
Government	\$ 3,185,484	\$ 5,599,900	75.79%
Police & Fire	7,237,651	6,342,410	-12.37%
Other Public Safety	642,409	789,621	22.92%
Health & Welfare	3,329,632	3,817,465	14.65%
Community/Econ. Development	336,950	360,017	6.85%
Recreation & Culture	680,006	582,163	-14.39%
Capital Outlay	1,248,168	1,488,618	19.26%
Debt Service	697,781	81,704	-88.29%
Other Expenditures	1,643,414	644,124	-60.81%
Total Expenditures	-	-	N/A
Total Expenditures	<u>\$ 19,001,495</u>	<u>\$ 19,706,022</u>	3.71%

4. Historical trends of individual departments:

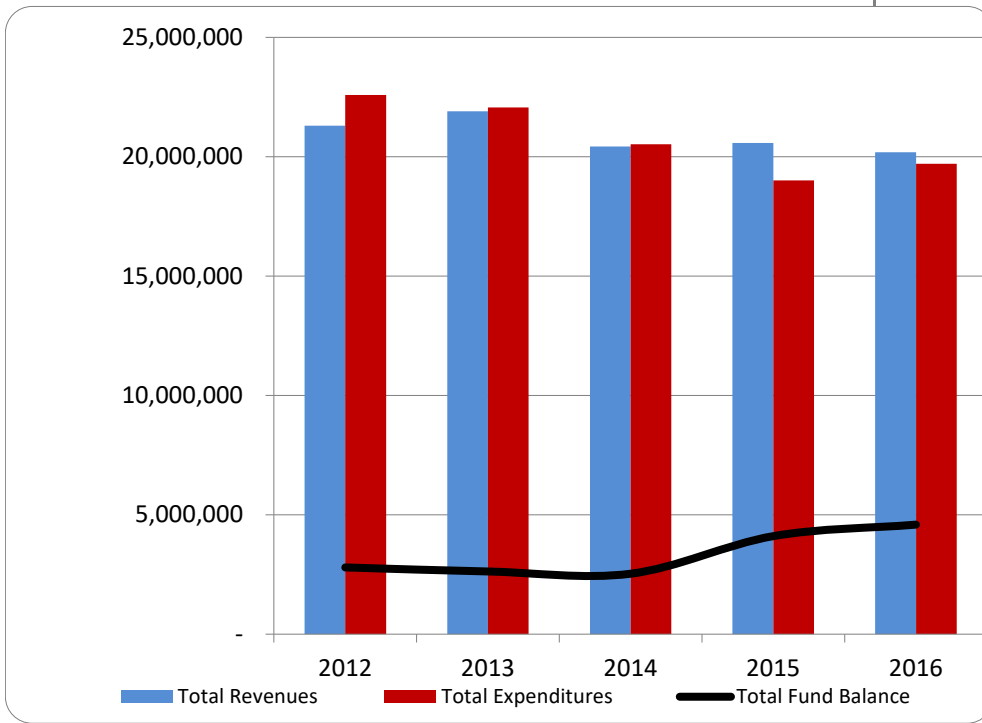


CITIZEN'S GUIDE TO LOCAL UNIT FINANCES - City of Wayne (82-2300)

FINANCIAL POSITION

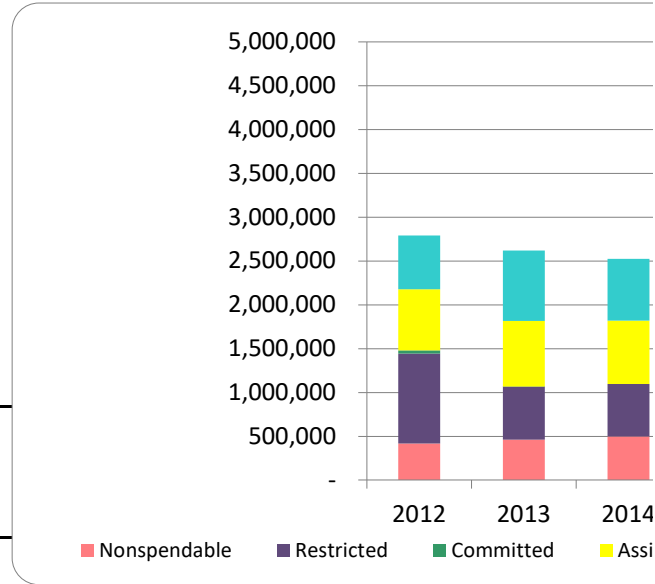
1. How have we managed our governmental fund resources (fund balance)?

2. Compared to the prior year



	2015	2016	% change
Revenues	20,576,194	20,188,062	-1.89%
Expenditures	19,001,495	19,706,022	3.71%
Surplus (shortfall)	1,574,699	482,040	-69.39%
Surplus (shortfall), by component:			
Available	485,641	993,885	104.65%
Assigned	1,174,509	1,893,285	61.20%
Committed	-	-	N/A
Restricted	-	-	N/A
Unassigned	2,441,001	1,696,021	-30.52%
Total fund balance	4,101,151	4,583,191	11.75%

General trends of individual components



CITIZEN'S GUIDE TO LOCAL UNIT FINANCES - City of Wayne (82-2300)

OTHER LONG TERM OBLIGATIONS

1. Pension funding status

2. Retiree Health care funding status

3. Percent funded - compared to the prior year

