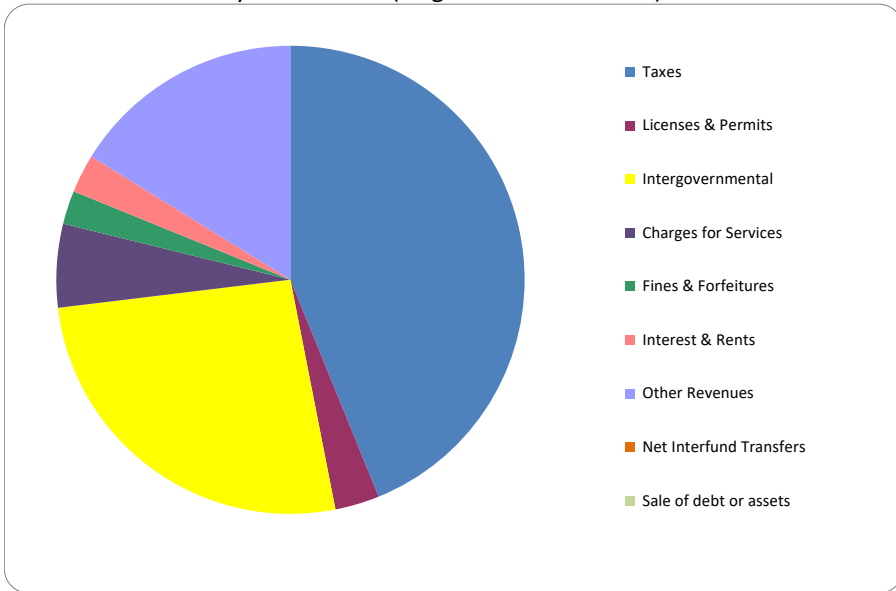


CITIZEN'S GUIDE TO LOCAL UNIT FINANCES - City of Wayne (82-2300)

REVENUES

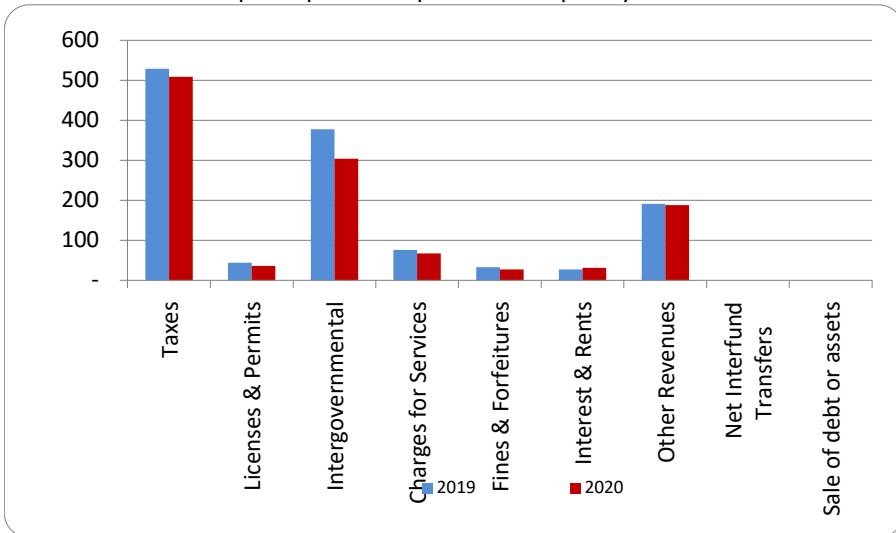
1. Where our money comes from (all governmental funds)



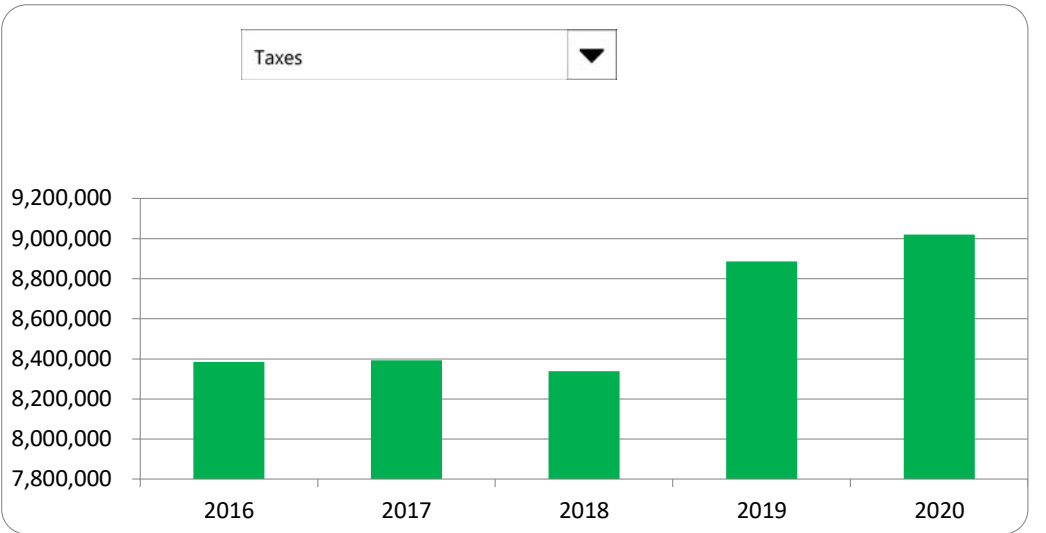
2. Compared to the prior year

	2019	2020	% change
Taxes	\$ 8,886,342	\$ 9,020,096	1.51%
Licenses & Permits	734,982	629,049	-14.41%
Intergovernmental	6,346,363	5,386,121	-15.13%
Charges for Services	1,274,995	1,184,866	-7.07%
Fines & Forfeitures	544,352	475,728	-12.61%
Interest & Rents	447,115	545,496	22.00%
Other Revenues	3,216,234	3,328,523	3.49%
Net Interfund Transfers	-	-	N/A
Sale of debt or assets	-	-	N/A
Total Revenues	\$ 21,450,383	\$ 20,569,879	-4.10%

3. Revenue sources per capita - compared to the prior year



4. Historical trends of individual sources



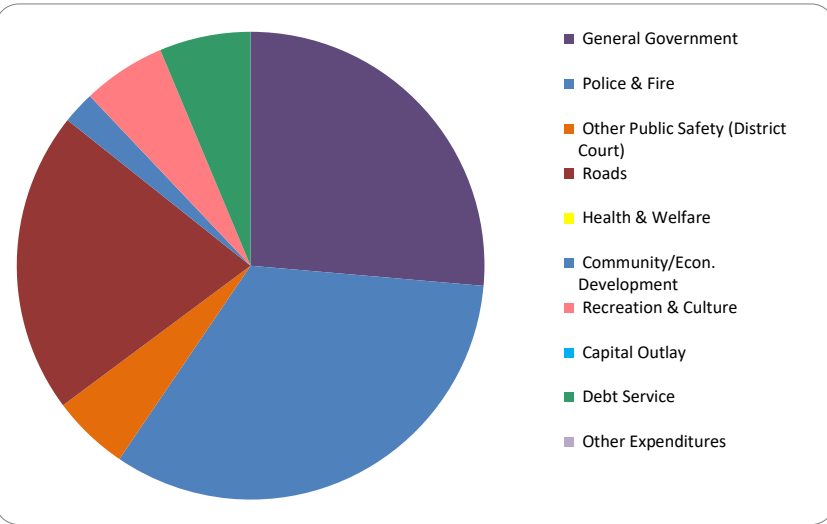
Commentary:

For more information on our unit's finances, contact Katie Sample, Finance Director at 734-722-2000.

CITIZEN'S GUIDE TO LOCAL UNIT FINANCES - City of Wayne (82-2300)

EXPENDITURES

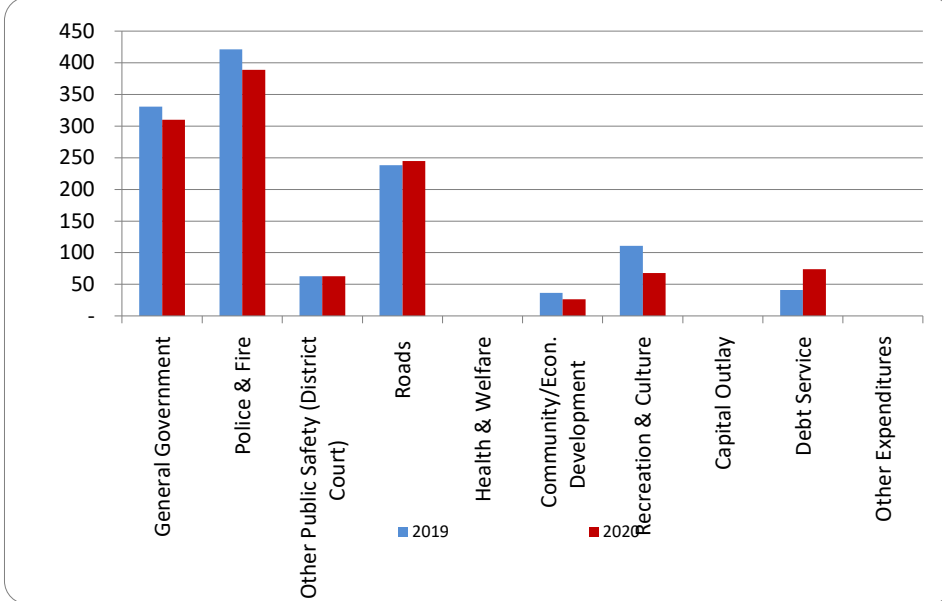
1. Where we spend our money (all governmental funds)



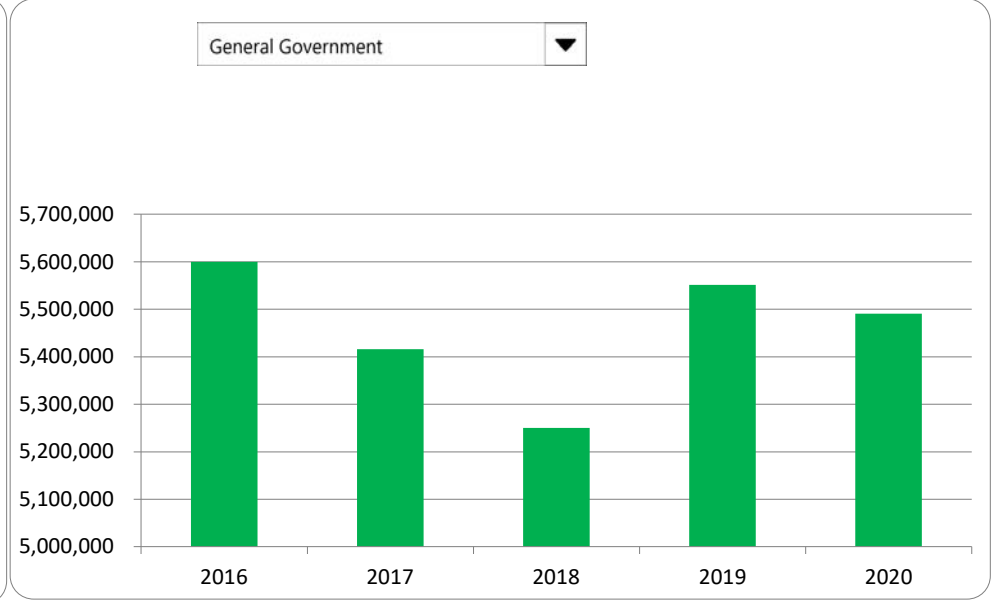
2. Compared to the prior year

	2019	2020	% change
General Government	\$ 5,551,486	\$ 5,490,934	-1.09%
Police & Fire	7,073,021	6,886,449	-2.64%
Other Public Safety (District Court)	1,056,598	1,112,306	5.27%
Roads	3,997,047	4,339,392	8.56%
Health & Welfare	-	-	N/A
Community/Econ. Development	616,200	466,245	-24.34%
Recreation & Culture	1,864,835	1,199,368	-35.69%
Capital Outlay	-	-	N/A
Debt Service	689,698	1,313,120	90.39%
Other Expenditures	-	-	N/A
Total Expenditures	\$ 20,848,885	\$ 20,807,814	-0.20%

3. Spending per capita - compared to the prior year



4. Historical trends of individual departments:



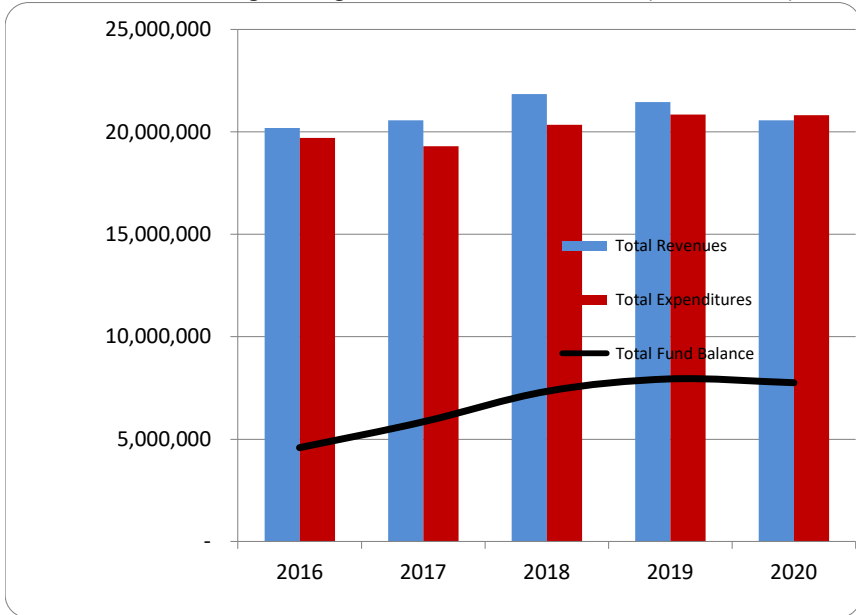
Commentary:

For more information on our unit's finances, contact Katie Sample, Finance Director at 734-722-2000.

CITIZEN'S GUIDE TO LOCAL UNIT FINANCES - City of Wayne (82-2300)

FINANCIAL POSITION

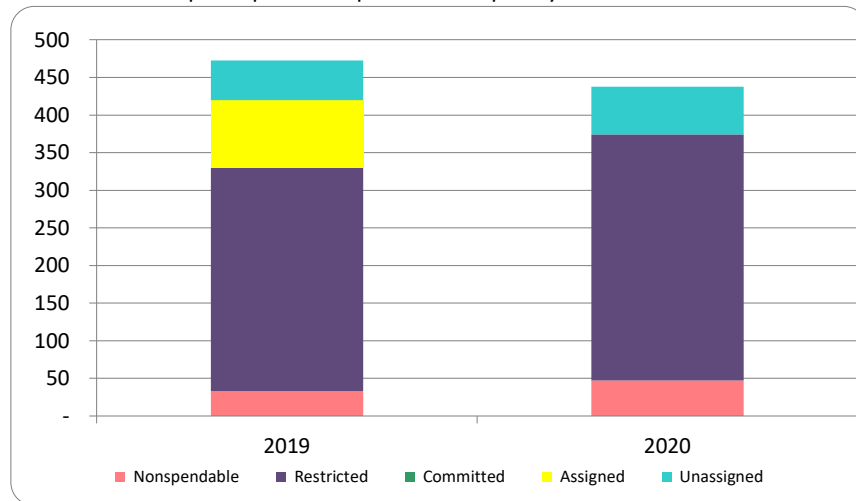
1. How have we managed our governmental fund resources (fund balance)?



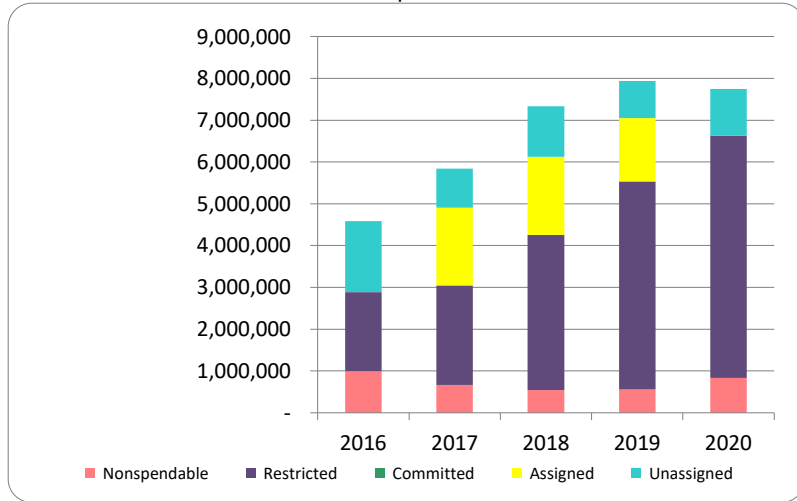
2. Compared to the prior year

	2019	2020	% change
Revenue	21,450,383	20,569,879	-4.10%
Expenditures	20,848,885	20,807,814	-0.20%
Surplus (shortfall)	601,498	(237,935)	-139.56%
Fund balance, by component:			
Nonspendable	558,204	834,274	49.46%
Restricted	4,975,735	5,799,247	16.55%
Committed	-	-	N/A
Assigned	1,518,089	-	-100.00%
Unassigned	885,038	1,116,431	26.14%
total fund balance	7,937,066	7,749,952	-2.36%

3. Fund balance per capita - compared to the prior year



4. Historical trends of individual components



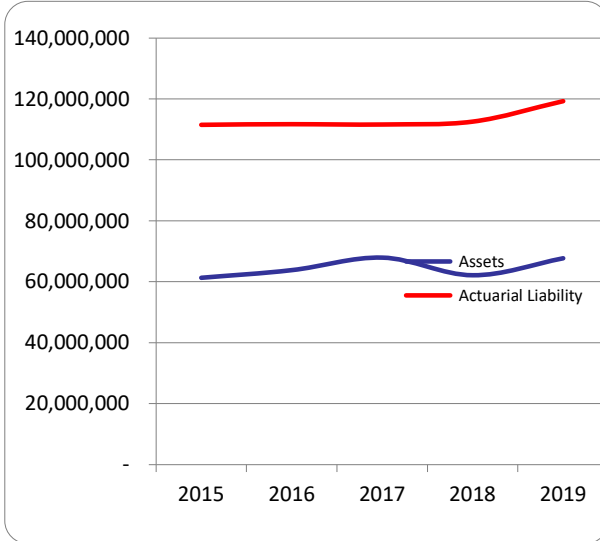
Commentary:

For more information on our unit's finances, contact Katie Sample, Finance Director at 734-722-2000.

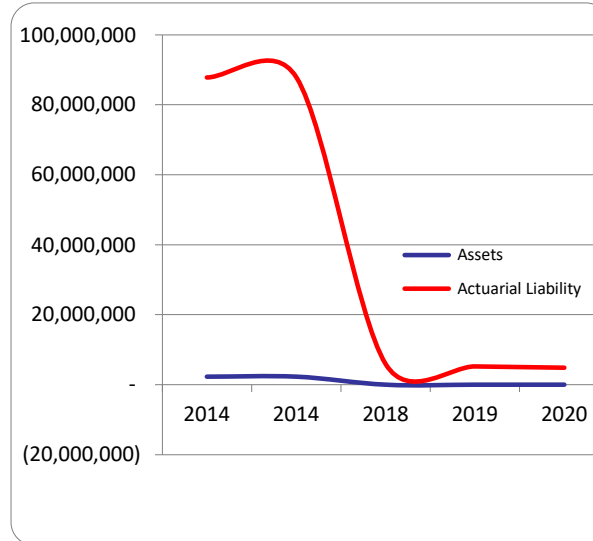
CITIZEN'S GUIDE TO LOCAL UNIT FINANCES - City of Wayne (82-2300)

OTHER LONG TERM OBLIGATIONS

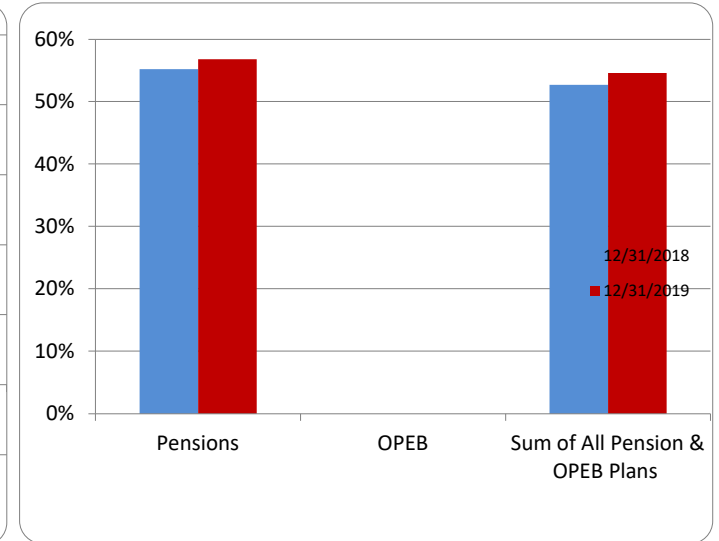
1. Pension funding status



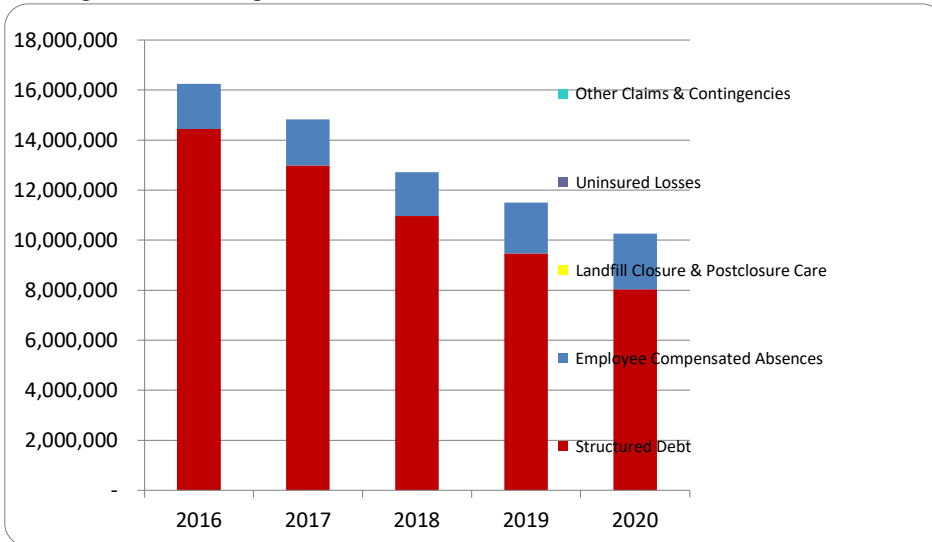
2. Retiree Health care funding status



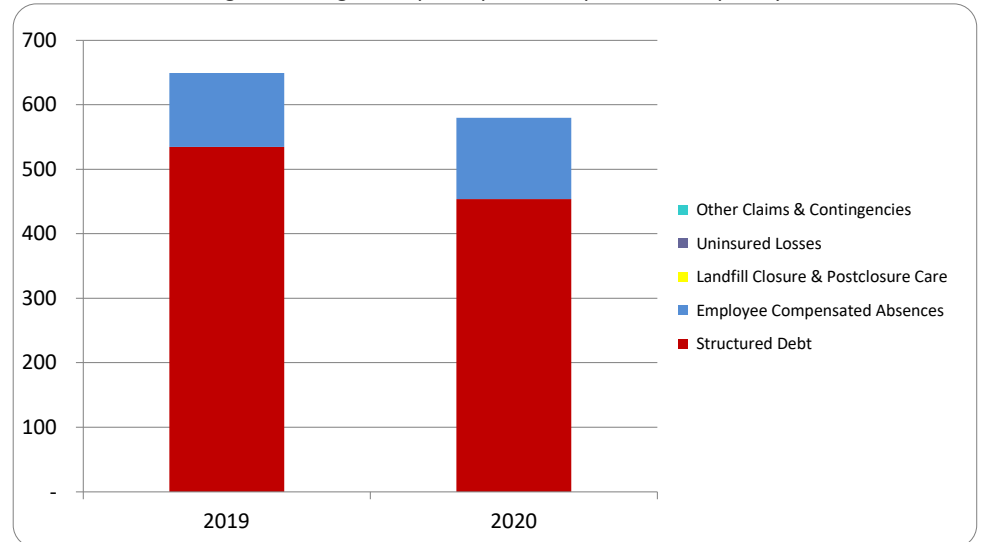
3. Percent funded - compared to the prior year



4. Long Term Debt obligations:



5. Debt & other long term obligations per capita - compared to the prior year



Commentary:

For more information on our unit's finances, contact Katie Sample, Finance Director at 734-722-2000.